



# Comodo Certificate Manager

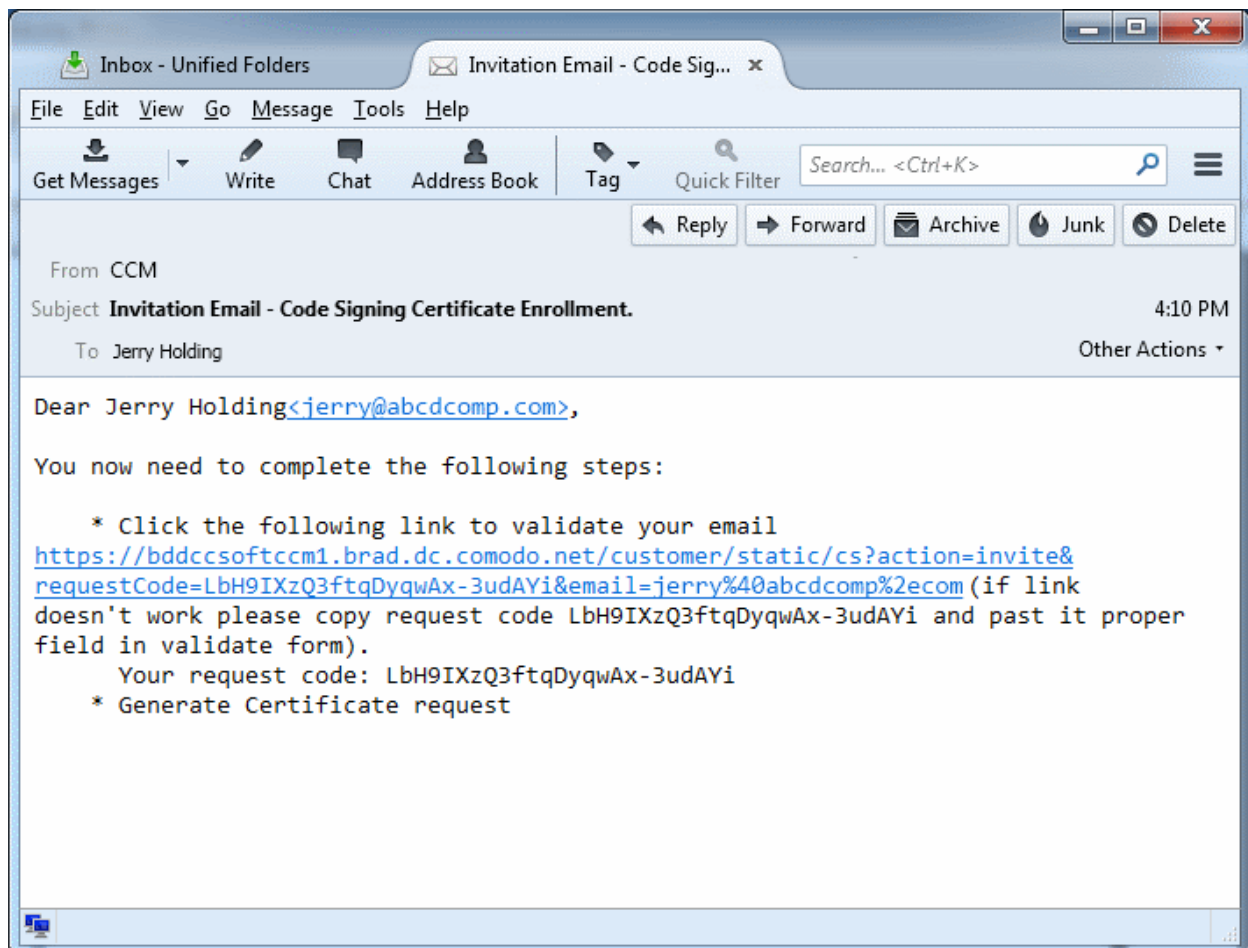
## Code Signing End User Guide

# Step 1: Validate Your Application

Your Code Signing Certificate administrator should have sent you a certificate provisioning email. The invitation mail contains a link for validation your email address, a request validation code and instructions for downloading and collecting the certificate.

A link to the certificate enrollment pages will be similar to:

[https://cert-manager.com/customer/<company\\_name>/cs](https://cert-manager.com/customer/<company_name>/cs)



- Click the enrollment link in your mail to validate your email. You will be taken to the Step 2 - 'User Registration' form

# Step 2: Complete the Application Form

**COMODO**

Certificate Manager

## User Registration

Code: \*

Email: \*

## Private Key Options

Key Size (bits):

Subscriber Agreement:

CERTIFICATE MANAGER SOFTWARE. BY USING, APPLYING FOR, ACCESSING, OR PURCHASING A CERTIFICATE MANAGER ACCOUNT OR USING OR ACCESSING CERTIFICATE MANAGER OR BY ACCEPTING THIS AGREEMENT BY CLICKING ON "I ACCEPT" BELOW, YOU ACKNOWLEDGE THAT YOU HAVE READ THIS LICENSE AGREEMENT AND THAT YOU UNDERSTAND IT, THAT YOU AGREE TO AND ACCEPT THE TERMS AS PRESENTED HEREIN. IF YOU DO NOT AGREE TO THE TERMS AND CONDITIONS OF THIS AGREEMENT, DO NOT APPLY FOR, ACCEPT, OR CREATE A CERTIFICATE MANAGER ACCOUNT OR USE OR ACCESS CERTIFICATE MANAGER AND CLICK "DECLINE" BELOW.

The terms and conditions set forth below (the "Agreement") constitute a binding agreement between you (the "Company" or "you") and Comodo CA Limited ("Comodo") with respect to your or your employee's creation and use of your Certificate Manager account and the related

PRINT

I Agree\*

*Scroll to bottom of the agreement to activate check box.*

When you click the button below, your browser will generate a new private key.

GENERATE

## Form Parameters

Form Element	Type	Description
Code <i>(required)</i>	Text Field	The Code field will be auto-populated with the certificate request code, on clicking the validation link in the email. If not, you can copy the request code from the email and paste in this field.
Email <i>(required)</i>	Text Field	Your email address. This field will be auto-populated.
Private Key Options		
Key Size	Drop Down	You can select the key size for the private key of the certificate (Default = 2048 bit)

Form Element	Type	Description
		Note: The private key is generated locally by the crypto module of the browser/ operating system. The key never leaves the computer and no copy is ever transmitted to the certificate issuer. Comodo does not collect a copy of the private key at any time and cannot be recovered if it is lost. The certificate is useless without it. Hence you are strongly advised to backup your private key, during certificate installation process.
Subscriber Agreement <i>(required)</i>	Checkbox	You must accept the terms and conditions before submitting the form.
Generate	Control	Starts the certificate generation process.

- Fill-in the form, accept to the subscriber agreement by reading it and selecting the checkbox 'I Agree' and click the 'Generate' button.


The certificate request will be automatically generated and a request will be sent to Comodo **Certificate Manager**.

**COMODO**  
Certificate Manager

---

**Info**

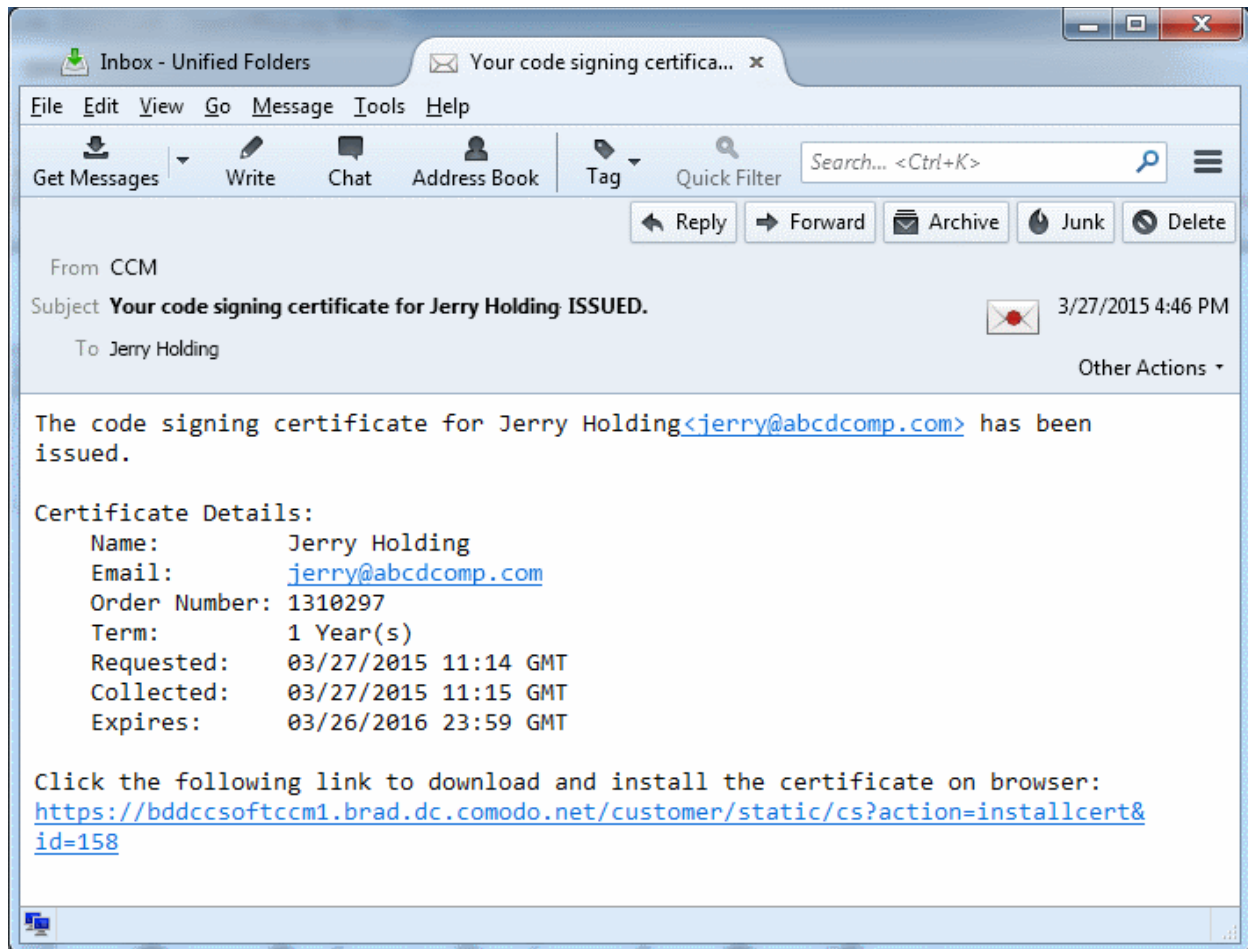
---



Your application was accepted, you will be notified by email when your certificate is ready for collection

Once the registration process is completed, you will be sent a certificate collection email.

- Click the link in the certificate collection email.



## Step 3: Collect Your Certificate

- Click the link in your confirmation email to download and install your certificate.

After installation you can use the certificate to digitally sign executables.

**Note:** Please keep a backup copy of your certificate.

# About Comodo CA

Comodo Certificate Authority is one of the world's largest providers of SSL certificates by volume having issued over 91 million certificates and serving over 200,000 customers across 150 countries. The company provides a full suite of certificate products spanning all validation levels for website certificates, certificates for code-signing and email-signing, and the Comodo Certificate Manager (CCM) platform. Comodo CA has its US headquarters in New Jersey and international offices in the United Kingdom, Ukraine and India.

## **Comodo CA Limited**

3rd floor, Office Village Exchange Quay

Trafford Road, Manchester, M5 3EQ

United Kingdom

Tel : +44 (0) 161 874 7070

Fax : +44 (0) 161 877 1767